





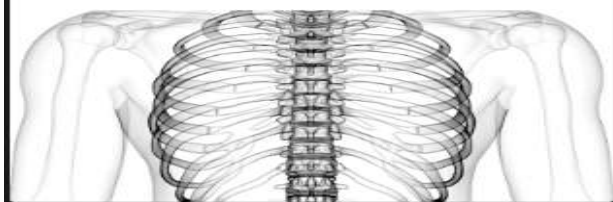



# Product Portfolio

ImageBlopsy Lab develops award-winning AI-driven software applications that digitize musculoskeletal (MSK) diagnostics on radiographs, providing radiologists and orthopedists with fast, quantitative, and standardized reports. The company portfolio includes solutions for knee, hip, leg, hand, and spine and is being installed in more than 100 sites across Europe and the US.

<p><b>IB Lab PANDA</b> Pediatric Bone Age and Developmental Assessment <span>CE</span></p> 	<p><b>IB Lab KOALA™</b> Knee Osteoarthritis Labeling Assistant <span>CE</span></p> 	<p><b>IB Lab KOALA™</b> Knee Osteoarthritis Labeling Assistant <span>FDA</span></p> 
<p><b>IB Lab HIPPO</b> Hip Positioning Assistant <span>CE</span></p> 	<p><b>IB Lab LAMA</b> Leg Angle Measurement Assistant <span>CE</span></p> 	<p><b>IB Lab FOX</b> <span>COMING SOON</span> Detecting distal radius fractures of adult wrists.</p> 
<p><b>IB Lab SQUIRREL</b> <span>COMING SOON</span> Returns the patient's Cobb angle and pelvic tilt as well as change over time.</p> 	<p><b>IB Lab GECKO</b> <span>COMING SOON</span> Screening patients for early signs of osteoporosis.</p> 	
<p><b>IB Lab ZOO</b> <span>CE</span></p> <ul style="list-style-type: none"> <li>Automated measurements and analyses</li> <li>Structured and customizable reports in PACS and RIS</li> <li>Highlighted abnormal findings</li> </ul> <p><span>Coming soon</span></p>		